

logos has created organisational charts with the main members of the standing committees of the European Parliament. For each committee, the charts show the chair(wo)man, vice-chair(wo)men and #TheCoordinators from the different political groups.

The committees are grouped around the top priorities of the Von der Leyen Commission: Green Deal, Digital Age, People-Centred Economy, and Promoting our European Way of Life. [Download them here.](#)

Gender

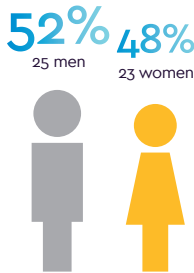
European institutions are falling short of reaching a gender-balanced leadership. The Parliament is close to a gender balance among #The Coordinators working on the Digital Age priority.

The gender unbalance among those working on the Green Deal and the People-Centred Economy priorities calls for remedies.

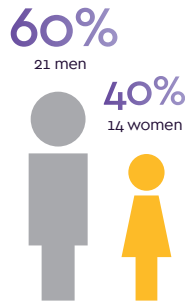
Green Deal



Digital Age

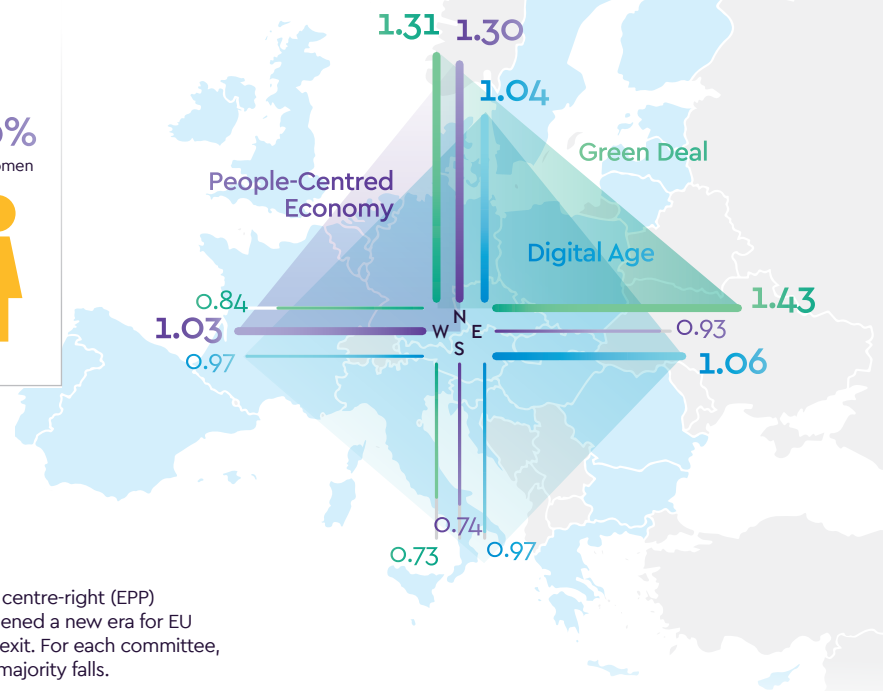


People-Centred Economy



Geography

Geographical divides often shape the policy debate in the EU. Northern Europeans are overrepresented among #TheCoordinators working on the Green Deal and the People-Centred Economy, while Western Europeans are underrepresented among #TheCoordinators working on the Green Deal. The geographic representation of #TheCoordinators working on the Digital Age is fair. The map shows the ratio of the number of #TheCoordinators coming from a specific area - West, East, North, South - on the relative demographic size of that region. In other words, a figure below 1 means that the region is underrepresented among #TheCoordinators, and vice versa.



Politics

In May 2019, the European elections led to a hung parliament where the centre-right (EPP) and centre-left (S&D) parties no longer jointly hold the majority. It has opened a new era for EU policymaking after decades of two-party dominance, accentuated by Brexit. For each committee, the charts show the political affiliation of all its members and where the majority falls.

